



### District Report Card: 2017


<b>State:</b> Kerala	<b>District:</b> Wayanad
<b>Class:</b> 5	<b>Subject:</b> Language
<b>Schools:</b> 60	<b>Students:</b> 1313


### Participation/Coverage


#### Students

 GENDER	Boys		Girls	
	Number	%	Number	%
	649	49.43	664	50.57

 AREA	Rural		Urban	
	Number	%	Number	%
	1076	81.95	237	18.05

 CATEGORY	SC		ST		OBC		GEN	
	Number	%	Number	%	Number	%	Number	%
	56	4.27	267	20.34	777	59.18	213	16.22

 CWSN	LD	VI	HI	S&LD	ID	Oth
	0	0	1	3	1	1

 Management	Government		Government-aided	
	Number	%	Number	%
	718	54.68	595	45.32

### Average Performance of Students in Language (%)

Overall	Gender		Area		Management		Social Group			
	Male	Female	Rural	Urban	Govt.	Aided	SC	ST	OBC	GEN
63.81	63.41	64.21	63.13	66.92	65.23	62.11	62.86	54.01	66.70	65.82

### Performance on Learning Outcomes (LOs)

Learning Outcomes	Description	Average Performance(%)
L504	Reads and comprehends independently storybooks, news items/ headlines, advertisements etc.	60.76
L508	Reads text with comprehension, locates details and sequence of events	65.34

Range of Performance of Students who Answered Correctly							
Below 30%		30% - 50%		50% - 75%		Above 75%	
Number	%	Number	%	Number	%	Number	%
109	8.30	268	20.41	539	41.05	397	30.24

### Lowest Performing Learning Outcomes (LOs)

- 1 - Reads and comprehends independently storybooks, news items/ headlines, advertisements etc. (60.76)
- 2 - Reads text with comprehension, locates details and sequence of events (65.34)